




**TRACT 24**



# **WALNUT HALL**

*circa. 1840*


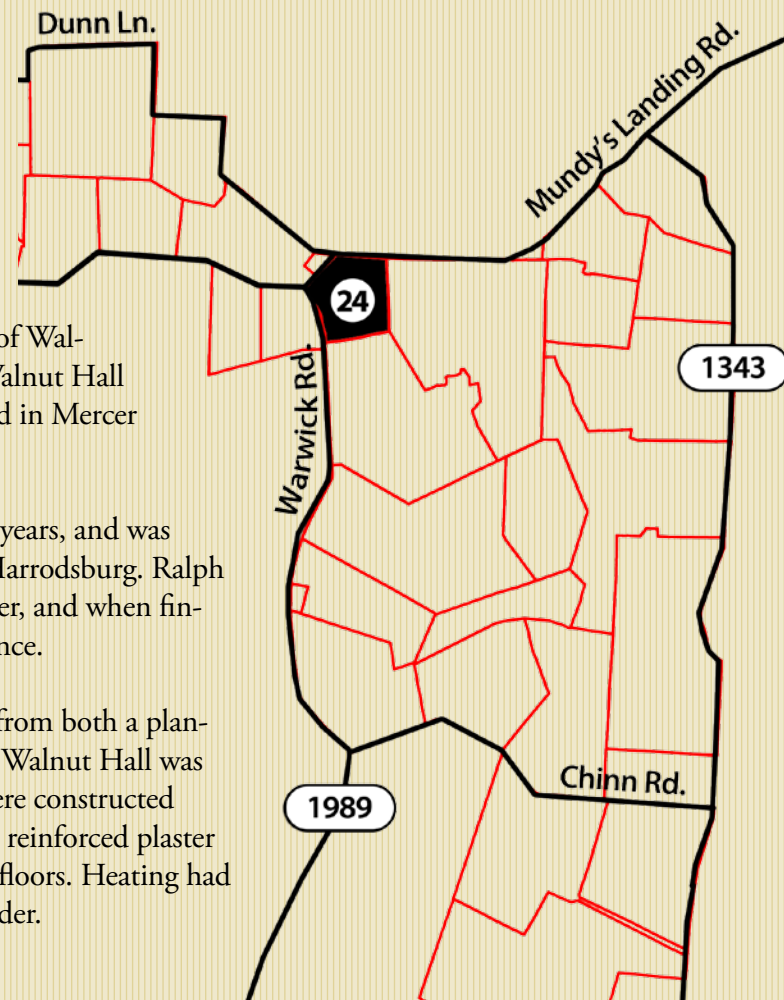


## WALNUT HALL

Welcome to Walnut Hall, the Anderson Circle Farm residence of Ralph and Ruth Anderson. Walnut Hall was the first major restoration effort by Ralph and Ruth, and as a result of their efforts, it is now on the National Park Services' National Register of Historic Places. In March 1985, Ralph and Ruth purchased two farms, the Kennedy and Gregory Farms. The acquisition of the Gregory Farm was of significant importance for it was the site of Walnut Hall, a Greek Revival house constructed during the 1840's. Walnut Hall is perhaps the earliest of the three Greek Revival houses constructed in Mercer County.

Walnut Hall had been a landmark in Mercer County for over 150 years, and was fondly remembered by Ralph from his childhood days in nearby Harrodsburg. Ralph and Ruth decided that a full restoration of Walnut Hall was in order, and when finished, it would serve as their primary Anderson Circle Farm residence.


The restoration of Walnut Hall presented some unique challenges from both a planning and reconstruction perspective. From a planning perspective, Walnut Hall was typical of many homes constructed during this period. All walls were constructed with brick, 15 inches thick, and covered with an inch of horse hair reinforced plaster applied directly over the brick. Ceilings were 14 feet high on both floors. Heating had been provided by 12 fireplaces, and all but two were in working order.



The first floor plan of the main block of Walnut Hall consists of a central transverse passage flanked by two rooms of generous proportions on each side. To the left of the front entrance on the first floor are the parlor and kitchen, and to the right are the drawing and dining rooms. The central transverse passage contains the main staircase with a half-turn and a landing to provide access to three of the second floor bedrooms. The central traverse passage is the same size on the second floor. The east end of the central traverse passage contains a porch on both floors. The fourth bedroom on the second floor has its own enclosed staircase which departs what is now the kitchen. The kitchen was originally the owner-builder's bedroom on the first floor. This was a secret stairway leading to the second floor bedroom for the unmarried daughter.

The main façade of Walnut Hall is five bays wide. The central entrance is covered by a two-story pediment portico supported by four Ionic columns constructed with brick and covered with plaster. The main entry door is recessed and framed by a frontispiece. The steps, portico floor, and all exposed stone foundations were fashioned from limestone found on the farm. Extending east from the main block, and separated from it by a two-story gallery, a four-room service ell had been constructed as a kitchen and servants' quarters. This was a common planning practice during this period for both safety and privacy issues. One room served as a kitchen, two served as servant bedrooms, and the fourth as an overnight lodgers', or travelers', accommodation. The overnight lodgers' room was originally isolated from the other three rooms and the only way to enter was by the use of a ladder which was removed after the traveler entered the room. This was to assure that they could not enter any other part of the house. At some point,





a second level porch was added along the full length of the ell on the South Elevation. As a last addition, an open walled, flat roofed carriage shelter was added at the east end with an open porch above. Neither the porch or carriage shelter was part of the original construction as evidenced by photo collected during the research phase of the restoration.

The restoration of Walnut Hall had to start from the foundation. The foundation walls were constructed with native limestone originally mortared with a mixture of horse hair. The basement had originally been constructed with very low head room and had an earth floor. In fact, the southwest corner of the basement had originally been used as a jail for farm slaves.

The interior of Walnut Hall presented its own unique challenges from both a planning and reconstruction perspective. If Ralph and Ruth were to make this their residence, the interior functionality had to be upgraded. This required multiple bathrooms and a kitchen, plumbing, heating / cooling, and electric.



From the start of the planning process, every effort was made to avoid subdivision of the existing rooms. Since the original first floor owner's bedroom was not required as a first floor bedroom, the design team determined that this would be the best location for the new kitchen since it was on the opposite side of the first floor dining room. The open gallery space between the main Walnut Hall block and the service ell was enclosed on both levels. A powder room and passage to the service ell was installed on the first floor, and a new master bath with dressing room and closet was installed on the second floor. All new wood trim and doors for these additional functions were detailed and constructed to match existing wood trim conditions.

Restoration of the existing finishes was a slow, painstaking effort. All woodwork had been painted with multiple coats of paint, and three months were required to strip and refinish it. During the initial stages of stripping, it was discovered that the doors, windows, and trim woodwork had been milled from walnut trees grown on the farm. The baseboards throughout the house were 15 inches high and were constructed with seven pieces of walnut. Doors, door and window frames, and all casings were of similar construction and detail. In all locations where new doors and wood trim were required, exact walnut matches were custom milled and installed. When completed, it was very difficult to determine what was original and what was new.

The floors throughout the house were constructed from poplar. Although they were in poor condition, days of sanding brought them back to their original condition with very few new floor boards being required. Painstaking hand rubbing and finishing gave a smooth, low sheen satin finish.

Since a predominate feature of the Bluegrass region is its stone fences, the design team decided that the entrance to all primary Anderson Circle Farm facilities would have a stone fence with wrought iron gates. Furthermore, all primary drives throughout the farm would be asphalt paved. A circular drive was installed up to Walnut Hall to allow guests a direct access to the front entrance. Since a few mature trees lined the main drive, the design team planted additional trees to provide a tree lined drive. The entire site around Walnut Hall, about five acres in total, was totally cleared and reseeded to provide vast expanses of lush, green grass.







## MAIN FLOOR

*Living Area* to the right from Entrance area – 19'6" x 19'6", includes a fireplace and chandelier lighting, open to the formal dining area.

*Den* to the left of the entrance – 15'6" x 18', includes fireplace and chandelier lighting, opens into the front kitchen

*Formal dining area* off of living area – 19'6" x 19'6", includes fireplace and chandelier lighting

*Front kitchen* – 17'8" x 19'8", includes a fireplace, stove, double sink, refrigerator, oven, dishwasher

*Back kitchen* – 17' x 15', includes a fireplace, oven, stove, dishwasher, sink

*Den* off of back kitchen – 15'4" x 17'2", includes a fireplace and door to outside

*Bathroom* - 8'1" x 6'

*Basement* - 38' x 48'

*Doorway Measurements* – 7'8" x 3'8"

*Ceiling Heights* – 12 ½ Foot

*Electric Water*, TempStar DC90 Ultra High Efficiency Furnace

## UPSTAIRS

*Bedroom 1* – 20'2" x 18'6" – includes fireplace and chandelier lighting

*Bedroom 2* – 19'6" x 19'6" – includes fireplace but boarded and chandelier lighting

*Bedroom 3* – 19'10" x 18'6" – includes fireplace but boarded and chandelier lighting

*Upstairs loft bedroom* off of front kitchen/private room – 18' x 15'9" – includes fireplace

## N.E. CORNER APARTMENT

East side above back den

*Bedroom 1* – 15'10" x 17'

*Bedroom 2* – 16'9" x 17'2" – this area includes a bathroom and laundry room area

*Bathroom 1* - 10'9" x 12'-

*Bathroom 2* - 5'5" x 9'

Apartment Laundry Room - 5'5" x 11'

*Upstairs Seasonal Room* – 20'6" x 11'

*Floors* are made of Ash hardwood

Bathroom floors are either laminate or ceramic tile

Gated front drive

Security System



950 N. Liberty Drive Columbia City, IN

800.451.2709 | [SchraderAuction.com](http://SchraderAuction.com)

